

HOSHIZAKI

Series

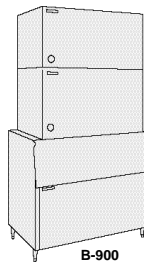
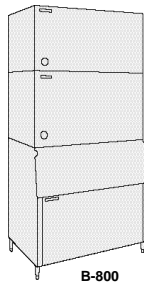
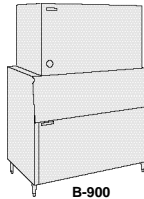
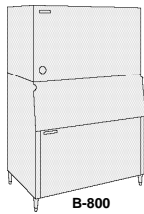
KM1600S_H(3)
Item # 13041 04/04

CRESCENT ICE CUBER MODULAR-STACKABLE KM-1600S_H(3) SERIES





KM-1600SRH
Air-Cooled Remote 1 Phase
KM-1600SRH3
Air-Cooled Remote 3 Phase
KM-1600SWH
Water-Cooled 1 Phase
KM-1600SWH3
Water-Cooled 3 Phase

KM-1600SRH Cuber
Shown on Optional
B-900 Bin



<p>ICEMAKER DIMENSION Width x Depth x Height KM-1600S_H(3) 48 x 27³/₈ x 41¹/₂"</p> <p>DIMENSION BYBIN SIZE Width x Depth x Height B-800 48 x 32¹/₂ x 73³/₈" B-800 (2 stacked) 48 x 32¹/₂ x 101³/₄" B-900 52 x 32¹/₂ x 73³/₈" B-900 (2 stacked) 52 x 32¹/₂ x 101³/₄"</p>
--

- Durable stainless steel exterior
- CycleSaver® design 
- EverCheck® alert system 
- Up to 1558 lbs. of ice production per 24 hours
- Individual crescent cube
- Stainless steel evaporator
- Stackable for 3116 lbs. per 24 hour ice production in the same floor space.



Reliability is a beautiful thing™

© HOSHIZAKI AMERICA, INC.

618 Hwy. 74 S., Peachtree City, GA30269

1-800-438-6087

FAX 1-800-345-1325

TEL 770-487-2331

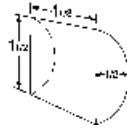
www.hoshizaki.com

KM-1600S_H(3) SERIES

DIMENSIONS (Inches) - CONNECTIONS

CRESCENT ICE CUBER MODULAR-STACKABLE

- KM-1600SRH** (AIR-COOLED REMOTE)
- KM-1600SRH3** (AIR-COOLED REMOTE)
- KM-1600SWH** (WATER-COOLED)
- KM-1600SWH3** (WATER-COOLED)



- Up to 1558 lbs. of ice production per 24 hours
- Stackable for 3116 lbs. of ice per 24 hours



WARRANTY THREEYEAR - Parts & Labor on entire machine. FIVEYEAR - Parts & Labor on : Evaporator FIVEYEAR - Parts on: Compressor, Air-Cooled Condenser Coil.	STAINLESS STEEL INTERNAL EVAPORATOR	SERVICE Panels easily removed and all components accessible for service. Removable/cleanable air filters.
	R-404 REFRIGERANT	

Warranty valid in United States, Canada, Puerto Rico, & U.S. Territories. Contact Factory for Warranty in other Countries.

STORAGE BINS B-800 - 800 lb. Application Capacity (600 lb. ARI-Rated Capacity Bin) B-900 - 900 lb. Application Capacity (660 lb. ARI-Rated Capacity Bin) B-1200 - 1200 lb. Application Capacity B-1500 - 1500 lb. Application Capacity	ELECTRICAL & PLUMBING 208-230V/60/1 (3 wire with dedicated neutral for 115V) - 30 amp Max Fuse 208-230V/60/3 - 20 amp Max Fuse Size 1/2" OD copper or equivalent independent potable water supply 3/4" independent drain connection
OPERATING LIMITS Ambient Temp Range 45 - 100°F Water Temp Range 45 - 90°F Voltage Range 187-253V Water Pressure 10 - 113 psig	

SPECIFICATIONS				
Model Number	Condenser	Amperage	Min. Circuit Ampacity	Shipping Weight
KM-1600SRH	A-C Remote	21.0	30	360 lbs.
KM-1600SRH3	A-C Remote	11.0	20	360 lbs.
KM-1600SWH	Water Cooled	15.0	30	360 lbs.
KM-1600SWH3	Water Cooled	9.5	20	360 lbs.

AIR - COOLED REMOTE

Water Temp ° F.	50°	70°	90°
Air Temp ° F.	70°	1430	1421
	80°	1423	1410
	90°	1421	1400

AIR - COOLED REMOTE 3 PHASE

Water Temp ° F.	50°	70°	90°
Air Temp ° F.	70°	1461	1436
	80°	1442	1403
	90°	1436	1375

WATER - COOLED

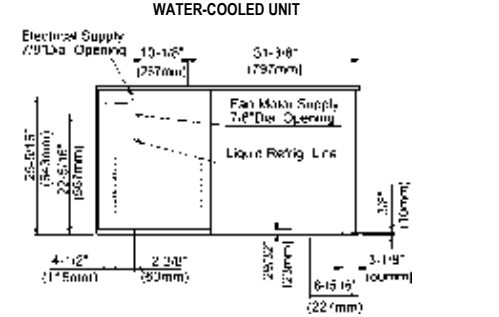
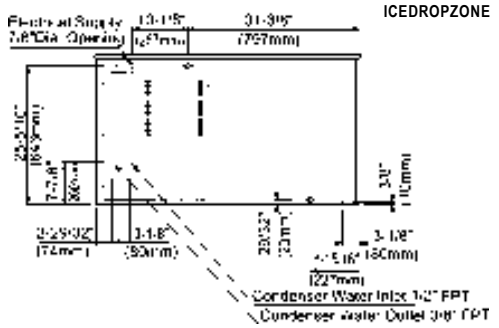
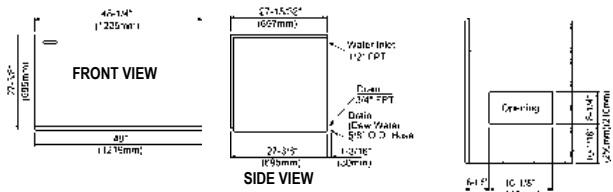
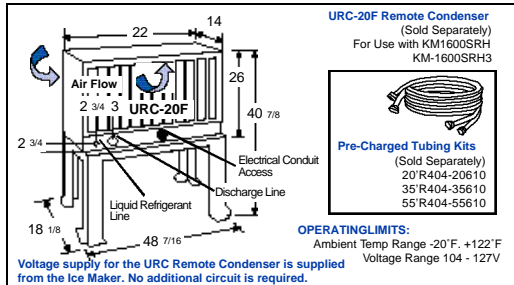
Water Temp ° F.	50°	70°	90°
Air Temp ° F.	70°	1551	1553
	80°	1553	1556
	90°	1553	1558

WATER - COOLED 3 PHASE

Water Temp ° F.	50°	70°	90°
Air Temp ° F.	70°	1500	1514
	80°	1510	1532
	90°	1514	1547

UTILITY CONSUMPTION

Model Number	Ice Production Per Cycle		KWH per 100 lbs.	Potable Water Gal. per 100 lbs.	Condenser Water Gal per 100 lbs.
	Lbs.	Cubes			
KM-1600SRH	30.9	1440	5.6	33.8	NA
KM-1600SRH3	30.9	1440	5.0	31.7	NA
KM-1600SWH	30.9	1440	4.2	25.3	80
KM-1600SWH3	30.9	1440	4.1	30.2	106



We reserve the right to change specifications without notice.

© HOSHIZAKI AMERICA, INC.

618 Hwy. 74 S., Peachtree City, GA30269

1-800-438-6087

FAX 1-800-345-1325

TEL 770-487-2331

www.hoshizaki.com

Printed in U.S.A.

REMOTE AIR-COOLED UNIT