

# **Q-Model Series 600 Ice Cube Machine**



*Q-Model Series 600  
Ice Machine on S-570 Bin*

- *Up to 690\* lbs. (313 kgs.) daily ice production*
- *Stackable, double daily ice production, 1,380\* lbs. (626 kgs.)*  
\*Production rating outside the scope of ARI Standard 820.
- *Only 30" (76.2 cm) wide*
- *Stainless steel exterior with the fit and finish of an appliance*
- *Rugged, corrosion-free base*
- *Patented cleaning and sanitizing technology*
- *New batch water system delivers better ice cube formation*
- *R-404A CFC-free refrigerant*
- *Warranty*
  - *5-year parts and 5-year labor coverage on ice machine evaporator*
  - *5-year parts and 3-year labor coverage on ice machine compressor*
  - *3 year parts-and-labor coverage on all other ice machine, dispenser, and storage bin components*



**ISO 9001  
Quality  
System  
Certified**

**THE RIGHT CLIMATE FOR LEADERSHIP**

**Manitowoc®**

ICE CUBE MACHINES • ICE STORAGE BINS

# Manitowoc Q-Model 600 Series

A seamless blend of thoughtful design, new technology and rugged construction.

Model	Cube size	Ice production 24 hours		Power kWh/100 lbs.
		lbs.	kgs.	
QR-0600A	regular	500	227	6.9
QR-0601W	regular	540	245	5.8
QD-0602A	dice	540	245	6.4
QD-0603W	dice	580	263	5.4
QY-0604A	half-dice	540	245	6.4
QY-0605W	half-dice	580	263	5.4
<b>REMOTE AIR-COOLED WITH JC-0895A CONDENSER</b>				
QR-0690N	regular	520	236	7.1
QD-0692N	dice	560	254	6.6
QY-0694N	half-dice	560	254	6.6
Water usage/100 lbs./45.4 kgs. of Ice				
Potable Water: 24 gallons, 90.84 liters • Water-cooled Condenser: 215 gallons, 813.9 liters				

Order ice storage bin separately. "A" or "W" following model number indicates "Air" or "Water" condensing unit. Ice storage bin and JC-0895A remote condenser must be ordered separately. Consult remote condenser specification sheet for details.



Certified in Accordance with ARI Automatic Commercial Ice-Cube Machines (Batch-Type) Certification Program, which is based on ARI Standard 810

## Ice Machine Electric

208-230/60/1 standard. (For 230/50/1 see 50 cycle literature.)

**Minimum circuit ampacity:** Air-cooled — 9.2 amps.  
Water-cooled — 8.7 amps. Remote — 9.3 amps.

**Maximum fuse size:** Air and Water-cooled — 15 amps.

HACR-type circuit breakers can be used in place of fuses.

## Specifications

### BTU Per Hour:

9,000 (average) 13,900 (peak)

### Compressor:

Nominal rating: 1 HP

### Cupra-Nickel Condenser:

(Water-cooled models)  
Adds protection from corrosive water elements.

### Operating Limits:

• **Ambient Temperature Range:**  
Air and water:  
35°-110°F (1.7°-43.3°C)  
Remote: -20°-120°F (-29°-49°C)

• **Water Temperature Range:**  
33°-90°F (0.6°-32.2°C)

• **Water Pressure Ice Maker Water In:**

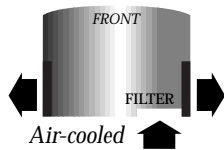
Min. 20 psi (137.9 kPa)  
Max. 80 psi (551.1 kPa)

• **Condenser Inlet Water In:**  
(Water cooled only)

Min. 20 psi (137.9 kPa)  
Max. 150 psi (1,034.2 kPa)



## Air Flow Top View

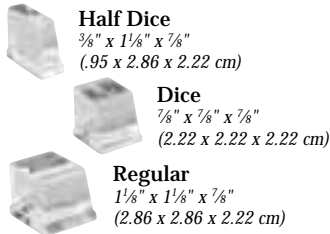


## AuCS® Accessory



AuCS®  
Automatic  
Cleaning  
System

## 3 Cube Sizes Available



24-HOUR PRODUCTION ↑ lbs./kgs.											
AIR-COOLED UNIT			WATER-COOLED UNIT			REMOTE AIR-COOLED UNIT					
air temp	water temp		air temp	water temp		air temp	water temp				
°F	50°	70°	90°	°F	50°	70°	90°	°F	50°	70°	90°
°C	10°	21°	32°	°C	10°	21°	32°	°C	10°	21°	32°
70°	690	640	590	70°	670	610	540	-20° to 70°	630	570	540
21°	313	290	268	21°	304	277	245	-29° to 21°	286	259	245
80°	640	590	540	80°	660	600	530	90°	620	560	530
27°	290	268	245	27°	300	272	241	32°	281	254	241
90°	590	540	500	90°	640	580	520	100°	600	540	510
32°	268	245	227	32°	291	263	236	38°	272	245	232

†Production for Dice and Half Dice cubes. Regular cube is 7% less than chart and kWh/100 lbs. increases 7%.

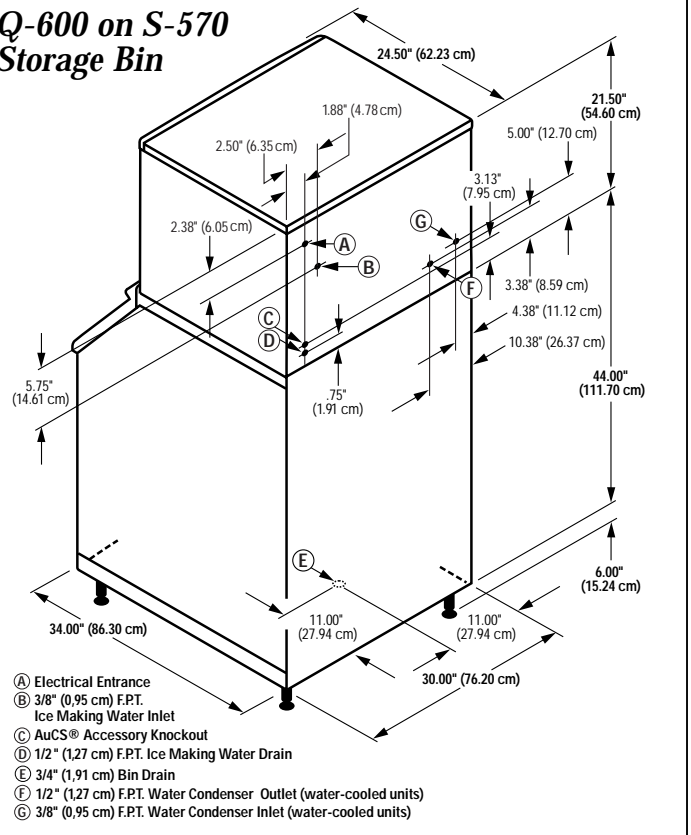
## Space-Saving Designs



	Q-600 S-400	Q-600 S-570
Height	59.50" 151.13 cm	71.50" 181.61 cm
Width	30.00" 76.20 cm	30.00" 76.20 cm
Depth	34.00" 86.30 cm	34.00" 86.30 cm
Bin Storage	290 lbs. 131.7 kgs.	430 lbs. 195.2 kgs.

Height includes adjustable bin legs 6.00" to 7.00" (15.24 to 17.78 cm) set at 6.00" (15.24 cm). For comparison purposes multiply ARI capacity by 1.3 (30%) to arrive at approximate "Application Rating Capacity."

## Q-600 on S-570 Storage Bin



**Installation Note** - Minimum Installation Clearance: Top/Sides are 8" (20.32 cm), Back is 5" (12.7 cm).

## THE RIGHT CLIMATE FOR LEADERSHIP

Consult your local Manitowoc Representative:

Manitowoc Ice, Inc.  
2110 South 26th Street, P.O. Box 1720 • Manitowoc, WI 54221-1720, USA  
Ph: 920-682-0161 • Fax: 920-683-7589  
[www.manitowocice.com](http://www.manitowocice.com)

