

S-Series 850 Ice Cube Machine



Manitowoc[®]



S-Series 850
Ice Machine on B-570 Bin

- SANITATION**
We've made it simple to clean
- SAVINGS**
The perfect balance of power and efficiency
- SOUND**
Designed to run whisper-quiet
- SERVICEABILITY**
Easy access means less downtime

- Up to 870 lbs. (395 kgs.) daily ice production
- Only 30" (76.2 cm) wide
- Removable water distribution tube with no tools
- Food zone designed with soft, round, cove corners
- Patented cleaning and sanitizing technology
- Select components made with AlphaSan anti-microbial
- Hinged front door for easy access
- Warranty
 - 5-year parts and 5-year labor coverage on ice machine evaporator
 - 5-year parts and 3-year labor coverage on ice machine compressor
 - 3-year parts-and-labor coverage on all other ice machine, dispenser, and storage bin components



ISO 9001:2000
Quality System
Certified

America's #1 Selling Ice Machine


Ice Cube & Flake Machines • Ice Storage Bins • Ice Dispensers

Manitowoc
Foodservice Group

Manitowoc S-Series 850

Model	Cube size	Ice production 24 hours		Power	
		lbs.	kgs.	kWh/100 lbs.	
SD-0852A	dice	670	304	6.1 <i>1ph</i>	5.8 <i>3ph</i>
SD-0853W	dice	790	358	4.8 <i>1ph</i>	4.6 <i>3ph</i>
SY-0854A	half-dice	670	304	6.1 <i>1ph</i>	5.8 <i>3ph</i>
SY-0855W	half-dice	790	358	4.8 <i>1ph</i>	4.6 <i>3ph</i>
REMOTE AIR-COOLED WITH JC-0895A CONDENSER					
SD-0892N	dice	730	331	5.8 <i>1ph</i>	5.5 <i>3ph</i>
SY-0894N	half-dice	730	331	5.8 <i>1ph</i>	5.5 <i>3ph</i>
Water usage/100 lbs./45.4 kgs. of ice					
Potable Water: 18 gallons, 68 liters • Water-cooled Condenser: 180 gallons, 681 liters					

Order ice storage bin separately. "A" or "W" following model number indicates "Air" or "Water" condensing unit. Ice storage bin and JC-0895A remote condenser must be ordered separately. Consult remote condenser specification sheet for details. To order 3 phase add "3" suffix to model # (SD-0852A3).

 Certified in Accordance with ARI Automatic Commercial Ice-Cube Machines (Batch-Type) Certification Program, which is based on ARI Standard 810

Ice Machine Electric

208-230/60/1 standard. (208-230/60/3 and 230/50/1 also available.)

Min. circuit ampacity: Air-cooled — 11.3 *1ph* 7.8 *3ph*
Water-cooled — 10.3 *1ph* 6.8 *3ph*, Remote — 10.6 *1ph* 7.8 *3ph*

Max. fuse size: Air-cooled, Water-cooled,
Remote — 20 amps *1ph* 15 amps *3ph*

HACR-type circuit breakers can be used in place of fuses.

Specifications

BTU Per Hour:
12,000 (average) 18,000 (peak)

Compressor:
Nominal rating: 1.5 HP

Cupra-Nickel Condenser:
(Water-cooled models)
Adds protection from
corrosive water elements.


Operating Limits:

- **Ambient Temperature Range:**
Air and water:
40° to 110°F (4.4° to 43.3°C)
Remote: -20° to 120°F (-29° to 49°C)

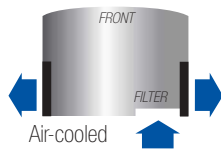
- **Water Temperature Range:**
40° to 90°F (4.4° to 32.2°C)

- **Water Pressure Ice Maker Water In:**
Min. 20 psi (137.9 kPa)
Max. 80 psi (551.1 kPa)

- **Condenser Inlet Water In:**
(Water cooled only)
Min. 20 psi (137.9 kPa)
Max. 150 psi (1,034.2 kPa)



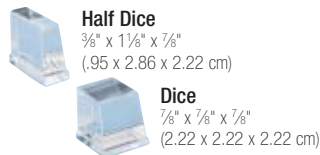
Air Flow Top View



AuCS®SI Accessory

Automatic Cleaning System purchased as an option and installed in the machine. Simple plug and play electrical, communication, and dispense system.

2 Cube Sizes Available



24-HOUR PRODUCTION †												lbs. kgs.
AIR-COOLED UNIT				WATER-COOLED UNIT				REMOTE AIR-COOLED UNIT				
air temp	water temp			air temp	water temp			air temp	water temp			
°F	50°	70°	90°	°F	50°	70°	90°	°F	50°	70°	90°	
°C	10°	21°	32°	°C	10°	21°	32°	°C	10°	21°	32°	
70°	870	800	770	70°	880	810	730	-20° to 70°	820	780	740	
21°	395	363	349	21°	399	367	331	-29° to 21°	372	354	336	
80°	830	760	730	80°	870	800	720	90°	780	730	700	
27°	376	345	331	27°	395	363	327	32°	354	331	318	
90°	740	670	640	90°	860	790	710	100°	730	680	650	
32°	336	304	290	32°	390	358	322	38°	331	308	295	

†Production for Dice and Half Dice cubes.

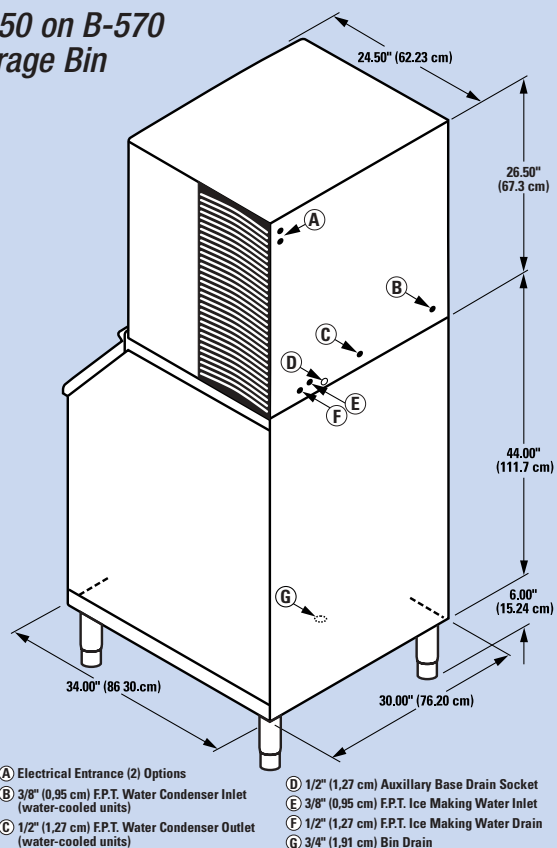
Space-Saving Designs



	S-850 B-570	S-850 S-970*
Height	76.50" 194.30 cm	76.50" 194.30 cm
Width	30.00" 76.20 cm	48.00" 121.92 cm
Depth	34.00" 86.30 cm	34.00" 86.30 cm
Bin Storage	430 lbs. 195 kgs.	710 lbs. 322.2 kgs.

Height includes adjustable bin legs 6.00" to 8.00", (15.24 to 20.32 cm) set at 6.00" (15.24 cm). For comparison purposes multiply ARI capacity by 1.3 (30%) to arrive at approximate "Application Rating Capacity." *K-00214 bin adapter required.

S-850 on B-570 Storage Bin



©2003 Manitowoc 2706 - 12/03. Continuing product improvement may necessitate change of specifications without notice.

Installation Note - Minimum Installation Clearance: Top/Sides are 8" (20.32 cm), Back is 5" (12.7 cm).



MANITOWOC ICE, INC.
2110 South 26th Street, P.O. Box 1720
Manitowoc, WI 54221-1720, USA
Ph: 920-682-0161 • Fax: 920-683-7589
Visit us online at www.manitowocice.com

